

REV. BH

- NOTES:
1. MINIMUM CONTACT RETENTION: 0.5 LB PER PIN.
 2. -01 POSITION OFFERED FOR SINGLE ROW RIGHT ANGLE ONLY.
 3. -01, -02 & -03 POSITIONS TO BE LAYER PACKAGED.
 4. STOCK TO BE 62 POSITION FOR -D AND 61 POSITION FOR -S, -01 LEAD STYLE ONLY. TO BE CUT TO POSITION FOR CUSTOMER.
 5. .005 [.13] MAX SHEAR BURR ALLOWANCE.

DO NOT SCALE FROM THIS PRINT

UNLESS OTHERWISE NOTED

DIMENSIONS ARE IN INCHES TOLERANCES ARE:

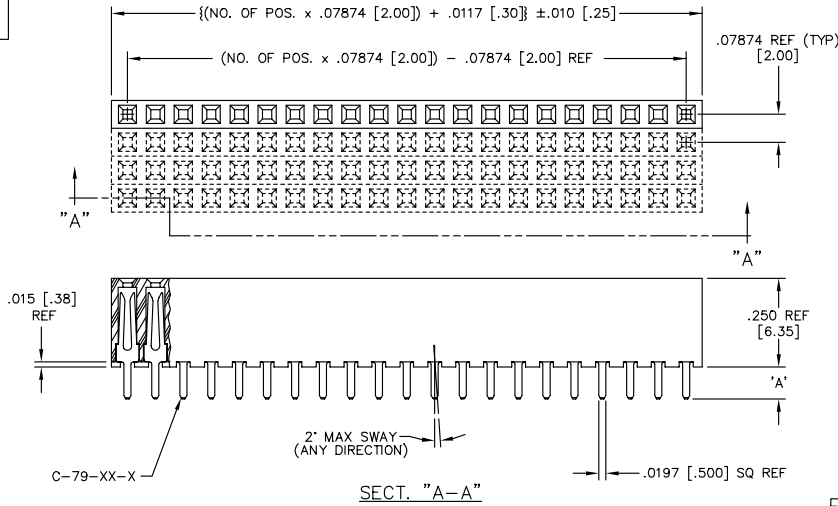
ONE PLACE DECIMALS ± .1[2.5] THREE PLACE DECIMALS ± .005[.127] ANGLES ± 2°

TWO PLACE DECIMALS ± .01[.25] FOUR PLACE DECIMALS ± .0020[.051]

TITLE: 2MM SOCKET STRIP ASSEMBLY

DWG NO: SQT-1XX-XX-XXX-X-XXX-XXX

SHEET 1 OF 3



- SQT-1XX-XX-XXX-X-XXX-XXX
- POSITION SPECIFICATION
- 02 THRU -50 (PER ROW)
 - 01 (SEE NOTE 2)
- LEAD STYLE SPEC SEE TABLE 1
- PLATING SPECIFICATION
- F: FLASH SELECTIVE GOLD
 - L: LIGHT SELECTIVE GOLD
 - G: GOLD
 - S: SELECTIVE GOLD
 - H: HEAVY GOLD
 - FM: FLASH GOLD, MATTE TIN REMAINDER
 - LM: LIGHT SELECTIVE GOLD, MATTE TIN REMAINDER
 - SM: SELECTIVE GOLD, MATTE TIN REMAINDER
 - STL: SELECTIVE TIN/LEAD
- OPTION
- RA: RIGHT ANGLE (-01 LEAD STYLE) (SINGLE, DOUBLE, TRIPLE ROW :SEE FIG. 3, SHT. 2)
 - * -SD1: SOLDER DONUT (SEE FIG. 4)
 - ** -MW: METAL WASHER (SEE FIG. 5) (AVAILABLE ON LEAD STYLES -01 & -03 ONLY) (5 POS MIN) (30 POS MAX) (.300 MAX TAIL)
- POLARIZATION OPTION
- XXX INDICATES POSITION- SEE FIG. 2 (USE PK-07)
- ROW SPECIFICATION
- S: SINGLE (USE SQT-61-S)
 - D: DOUBLE (USE SQT-62-D)
 - T: TRIPLE (USE SQT-62-T)
 - Q: QUAD (USE SQT-62-Q)
- * = NOT ENGINEERING APPROVED

**** - MW OPTION, DO NOT DESIGN IN. SAMTEC WILL ONLY SUPPORT EXISTING BUSINESS 2/06/02.**

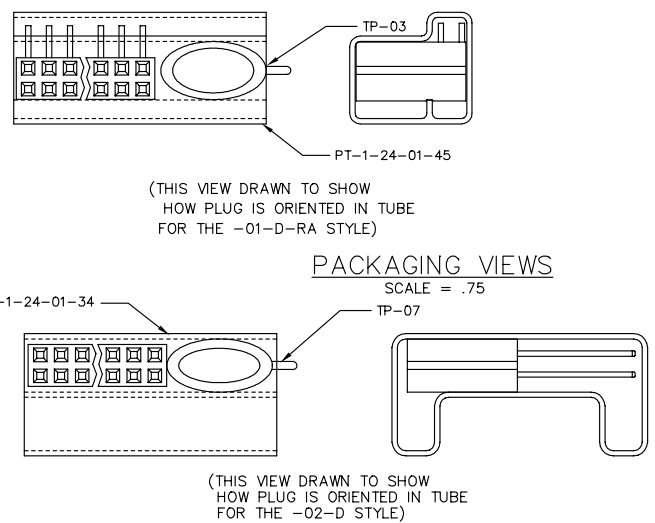
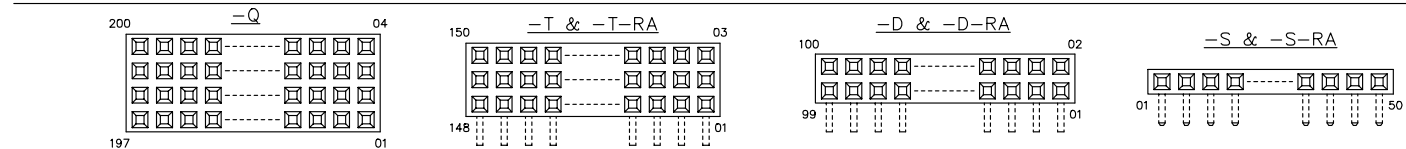
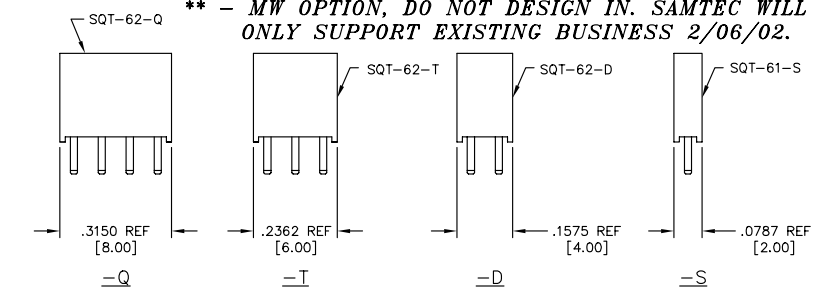


TABLE 2

ROW SPEC.	NO. OF POS.	PKG TUBE	TUBE PLUG
-03-S	04-50	PT-1-24-06-17	TP-24
-02-S	05-50	PT-1-24-10-03	TP-03
-01-S-RA	04-50	PT-1-24-01-43	TP-24
-01-D	04-50	PT-1-24-02-17	TP-09
-02-D	04-50	PT-1-24-01-34	TP-07
-03-D	04-50	PT-1-24-01-22	TP-03
-01-D-RA	04-50	PT-1-24-01-45	TP-03
-01-T	04-50	PT-1-24-05-09	TP-07
-02-T	04-50	PT-1-24-01-102	TP-07
-03-T	04-50	PT-1-24-08-15	TP-07
-01-Q	04-50	PT-1-24-15-29	TP-07
-02-Q	04-50	PT-1-24-02-51	TP-13
-03-Q	04-50	PT-1-24-16-29	TP-07
-01-T-RA	04-50	PT-1-24-01-70	TP-29
-01-S	04-50	PT-1-24-05-15	TP-24
ALL STYLES	-02 & -03	LAYER PACKAGING	

TABLE 1

LEAD STYLE	'A'	CONTACT
-01	.090 [2.29]	C-79-01-X
-01-S-RA	N/A	C-79-53-X
-01-D-RA	N/A	C-79-12-X
-01-D-RA	N/A	C-79-53-X
-01-T-RA	N/A	C-79-12-X
-01-T-RA	N/A	C-79-12-X
*-01-Q-RA	N/A	ASP-71394-01-X
*-01-Q-RA	N/A	ASP-71394-02-X
*-01-Q-RA	N/A	ASP-71394-03-X
*-01-Q-RA	N/A	ASP-71394-04-X
-02	.600 [15.24]	C-79-02-X
-03	.208 [5.28]	C-79-53-X

PROPRIETARY NOTE

THIS DOCUMENT CONTAINS INFORMATION CONFIDENTIAL AND PROPRIETARY TO SAMTEC INC. AND SHALL NOT BE REPRODUCED OR TRANSFERRED TO OTHER DOCUMENTS OR DISCLOSED TO OTHERS OR USED FOR ANY PURPOSE OTHER THAN THAT FOR WHICH IT WAS OBTAINED WITHOUT THE EXPRESSED WRITTEN CONSENT OF SAMTEC INC.

MATERIAL:

CONTACT: PHOS BRONZE 510 EXTRA HARD TEMPER

INSULATOR: 30% GLASS-FILLED LCP

COLOR: BLACK

MAX REGRIND: 25%

samtec

520 PARK EAST BLVD. NEW ALBANY, INDIANA 47150

PHONE (812) 944-6733 P.O. BOX 1147

CODE 55322

MADE BY: BRATCHER 7-24-95

SQT-1XX-XX-XXX-X-XXX-XXX

SHEET 1 OF 3